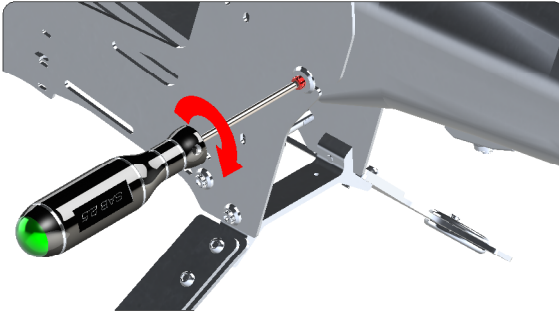


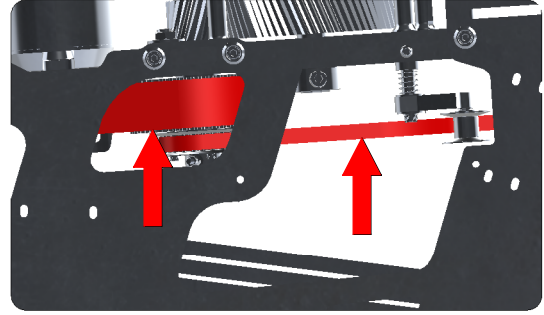
# CHECK LIST 1

## First Flight of the Day

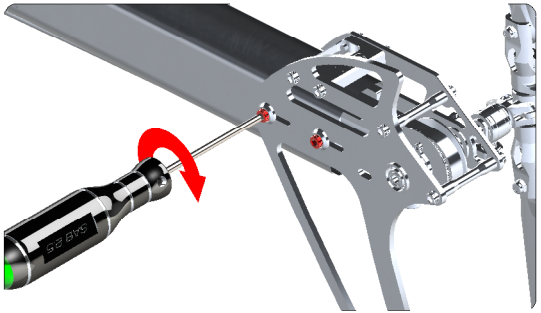
**1** Check the 2 M3x12 Tail boom screws. Ensure they are tight.



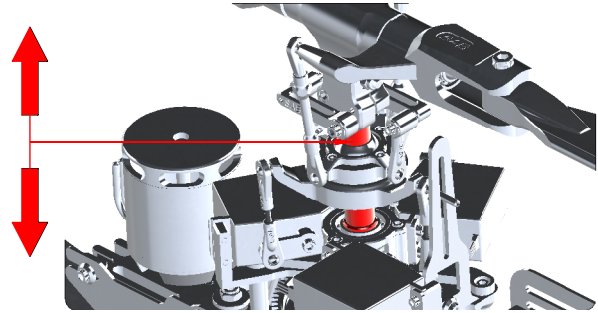
**2** Check Tail & Motor belt tension. The tension has to be tight.




**3** Check the 4 M3x12 Tail group screws. Ensure they are tight.



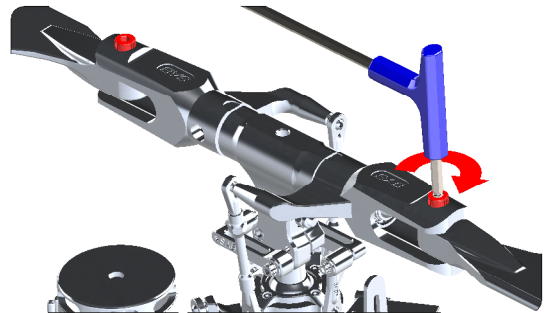
**4** Check for vertical play of the main shaft.



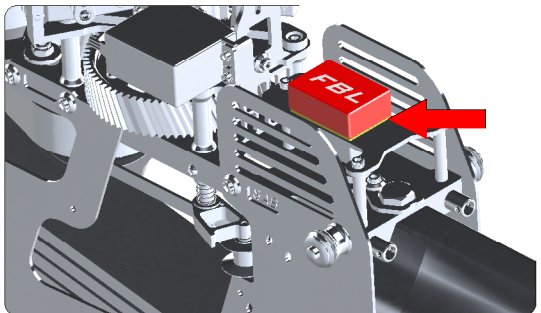
**5** Check the dampening on the main and tail rotor to be the same as always.



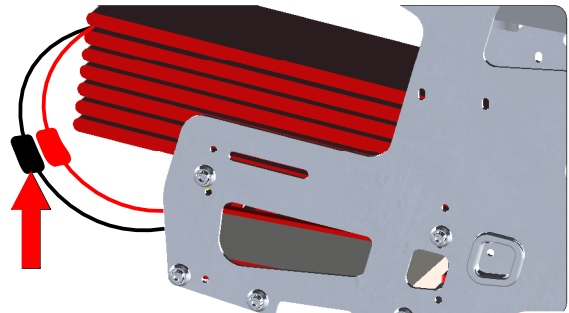
**6** Tighten the main blades before flight.



**7** Check if the FBL-RX connectors are OK (hot glue is recommended).



**9** Check all power connectors (Good mechanical connection).



**8** Check the Main Linkages & Servo Linkages

